

# Histology workflow

## Everything for your histology lab

### Pre-analysis

Knives and forcept – xylene – paraffin – cassettes and slides - specimen tracking

#### Slide printer



- Fast high-quality printing - 20 slides per minute
- Prints on any kind of standard microscope slide

#### Embedding cassettes and microscope slides



Different types and colors available




#### Microtome



- Manual rotation

#### Waterbath with lid



- Adjustable temperatures from 40 °C to 80 °C

#### Cooling plate



- With electronic temperature regulator
- Plate temperature adjustable from 5° C to -10° C

#### Cooling plate

- Zero vibrations, Anti-frost system
- Plate temperature adjustable from RT to -15° C




#### Waterbath

- Automatic water temperature control – up to 65° C
- Adjustable light setting

### Analysis

Special stain kits from Dominique Dutscher and Merck

Antibodies and detection systems



MS  
Validated Antibodies


## Equipment



**NOVODIAX**

M81050\*  
2.995DKK

- For consistent results
- Manage and wash 9 slides at the time



**NOVODIAX**

M81500-220  
2.995DKK

- Electronic temperature regulation



**ALLSHENG**

TDH-500  
19.995DKK

- For up to 12 slides
- Rapid temperature rise and fall

## Incubation chambers

- For 10 slides
- 2 colorways



064108  
1.995DKK

064109  
1.995DKK

## Post-analysis

### Microscopes



**OPTIKA**  
MICROSCOPES  
ITALY

670149B  
3.995DKK

- Small and larger microscopes
- From Optika

### Coverslips



**Biosluma**

390989  
175DKK

- Transparent glass
- Available in different sizes

## Storing



Several storing options

Turn to see more products ▶▶▶



Helle Knakkegaard, M.Sc.  
Product Manager Pathology,  
Scientific Development Team, Nordic  
hkn@ahdiagnostics.com | +45 6163 3538



Nienke Cajus Kolk  
Product Specialist,  
Pathology  
nko@ahdiagnostics.com | +45 2148 3401